



# ScienceDaily®

Your source for the latest research news

- Follow
- f
- 🐦
- g+
- in
- Subscribe
- 📡
- ✉

**Just In:**  
Sleepy Fruit Flies: Complex Genetic Network

ADVERTISEMENT

Follow all of ScienceDaily's **latest research news** and **top science headlines!**

- SD
- Health ▾
- Tech ▾
- Enviro ▾
- Society ▾
- Quirky ▾

A- A A+

Search

## Science News

from research organizations

- Print
- Email
- Share

### Voices and emotions: Forehead is the key

Researchers have discovered the regions of the brain we use to categorize emotions that are communicated vocally

Date: December 13, 2017

Source: Université de Genève

Summary: How does intonation allow us to decode emotions? By observing neuronal activity in the brain, researchers have been able to map the cerebral regions we use to interpret vocal emotional representations. The results underline the essential role played by the frontal regions in interpreting emotions communicated orally. When the process does not function correctly -- following a brain injury -- an individual will lack the ability to interpret another person's emotions and intentions properly.

- Share: [f](#) [🐦](#) [g+](#) [p](#) [in](#) [✉](#)

ADVERTISEMENT

#### RELATED TOPICS

##### Mind & Brain

- > Neuroscience
- > Perception
- > Psychology
- > Intelligence
- > Borderline Personality Disorder
- > Language Acquisition
- > Epilepsy
- > Disorders and Syndromes

#### FULL STORY

Gestures and facial expressions betray our emotional state but what about our voices? How does simple intonation allow us to decode emotions -- on the telephone, for example? By observing neuronal activity in the brain, researchers at the University of Geneva (UNIGE), Switzerland, have been able to map the cerebral regions we use to interpret and categorise vocal emotional representations. The results, which are presented in the journal *Scientific Reports*, underline the essential role played by the frontal regions in interpreting emotions communicated orally. When the process does not function correctly -- following a brain injury, for instance -- an individual will lack the ability to interpret another person's emotions and intentions properly. The researchers also noted the intense network of connections that links this area to the amygdala, the key organ for processing emotions.

ADVERTISEMENT

### Most Popular

this week

#### HEALTH & MEDICINE



Talking to Ourselves and Voices in Our Heads



CRISPR-Cas9 Technique Targeting Epigenetics Reverses Disease in Mice



Lire en ligne

UNIVERSITÉ  
DE GENÈVE

Ordre: 1094772

Référence: 144386904

The upper part of the temporal lobe in mammals is linked to hearing in particular. A specific area is dedicated to the vocalisations of their congeners, making it possible to distinguish them from (for example) environmental noises. But the voice is more than a sound to which we are especially sensitive: it is also a vector of emotions.

#### Categorising and discriminating

"When someone speaks to us, we use the acoustic information that we perceive in him or her and classify it according to various categories, such as anger, fear or pleasure," explains Didier Grandjean, professor in UNIGE's Faculty of Psychology and Educational Sciences (SCAS) and at the Swiss Centre for Affective Sciences (CISA). This way of classifying emotions is called categorisation, and we use it (inter alia) to establish that a person is sad or happy during a social interaction.

Categorisation differs from discrimination, which consists of focusing attention on a particular state: detecting or looking for someone happy in a crowd, for example. But how does the brain categorise these emotions and determine what the other person is expressing? In an attempt to answer this question, Grandjean's team analysed the cerebral regions that are mobilised when constructing vocal emotional representations.

The sixteen adults who took part in the experiment were exposed to a vocalisation database consisting of six men's voices and six women's, all saying pseudo-words that were meaningless but uttered with emotion. The participants first had to classify each voice as to whether it was angry, neutral or happy so that the researchers could observe which area of the brain was being used for categorisation. Next, the subjects simply had to decide whether a voice was angry or happy or not so that the scientists could look at the area solicited by discrimination. "Functional magnetic resonance imaging meant we could observe which areas were being activated in each case. We found that categorisation and discrimination did not use exactly the same region of the inferior frontal cortex," says Sascha Frühholz, a researcher at UNIGE's SCAS at the time of the experiment but who is now a professor at the University of Zurich.

#### The crucial role of the frontal lobe

Unlike the voice-background noise distinction that is found in the temporal lobe, the actions of categorising and discriminating call on the frontal lobe, in particular the inferior frontal gyri (down the sides of the forehead). "We expected the frontal lobe to be involved, and had predicted the observation of two different sub-regions that would be activated depending on the action of categorising or discriminating," says Grandjean. In the first instance, it was the pars opercularis sub-region that corresponded to the categorisation of voices, while in the second case -- discrimination -- it was the pars triangularis. "This distinction is linked not just to brain activations selective to the processes studied but is also due to the difference in connections with other cerebral regions that require these two operations," continues Grandjean. "When we categorise, we have to be more precise than when we discriminate. That's why the temporal region, the amygdala and the orbito-frontal cortex -- crucial areas

#### Canola Oil Linked to Worsened Memory and Learning Ability in Alzheimer's

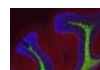
MIND &amp; BRAIN



Common Psychological Traits in Group of Italians Aged 90 to 101



Smartphone Addiction Creates Imbalance in Brain, Study Suggests



Autism Therapy: Social Behavior Restored Via Brain Stimulation

LIVING &amp; WELL



Holding Infants -- Or Not -- Can Leave Traces on Their Genes



Screen Time Before Bed Linked With Less Sleep, Higher BMIs in Kids



Boy Or Girl? It's In The Father's Genes

ADVERTISEMENT

#### RELATED TERMS

- > Empathy
- > Amygdala
- > Mental confusion
- > Brain damage
- > Psychological trauma
- > Thalamus
- > Traumatic brain injury
- > Psychedelic drug


#### Strange & Offbeat

HEALTH &amp; MEDICINE

Stressed-out Worms Hit the Snooze Button



To Sleep or Not: Researchers Explore Complex Genetic Network Behind Sleep Duration



Spaghetti-Like, DNA 'Noodle Origami' the New Shape of Things to Come for Nanotechnology

MIND &amp; BRAIN

Researchers Use WWII Code-Breaking Techniques to Interpret Brain Data



for emotion -- are used to a much higher degree and are functionally connected to the pars opercularis rather than the pars triangularis."

The research, which emphasises the difference between functional sub-territories in perceiving emotions through vocal communication, shows that the more complex and precise the processes related to emotions are, the more the frontal lobe and its connections with other cerebral regions are solicited. There is a difference between processing basic sound information (a distinction between surrounding noise and voices) made by the upper part of the temporal lobe, and processing high-level information (perceived emotions and contextual meanings) made by the frontal lobe. It is the latter that enables social interaction by decoding the intention of the speaker. "Without this area, it is not possible to represent the emotions of the other person through his or her voice, and we no longer understand his or her expectations and have difficulty integrating contextual information, as in sarcasm," concludes Grandjean. We now know why an individual with a brain injury affecting the inferior frontal gyrus and the orbito-frontal regions can no longer interpret the emotions related to what his or her peers are saying, and may, as a result, adopt socially inappropriate behaviour."

**Story Source:**

Materials provided by **Université de Genève**. Note: Content may be edited for style and length.

**Journal Reference:**

1. Mihai Dricu, Leonardo Ceravolo, Didier Grandjean, Sascha Frühholz. **Biased and unbiased perceptual decision-making on vocal emotions**. *Scientific Reports*, 2017; 7 (1) DOI: [10.1038/s41598-017-16594-w](https://doi.org/10.1038/s41598-017-16594-w)

**Cite This Page:**

MLA    APA    Chicago

Université de Genève. "Voices and emotions: Forehead is the key: Researchers have discovered the regions of the brain we use to categorize emotions that are communicated vocally." ScienceDaily. ScienceDaily, 13 December 2017. <[www.sciencedaily.com/releases/2017/12/171213104619.htm](http://www.sciencedaily.com/releases/2017/12/171213104619.htm)>.



Tasting Colors? Synesthesia Induced With Hypnosis



Humans Can Feel Molecular Differences Between Nearly Identical Surfaces


LIVING & WELL



Tailgating Doesn't Get You There Faster: Study



Brain Structure Linked to Hallucinations and Musical Aptitude



Want to Listen Better? Lend a Right Ear

ADVERTISEMENT

RELATED STORIES



Eye Expressions Offer a Glimpse Into the Evolution of Emotion

Apr. 17, 2017 — New research reveals why the eyes offer a window into the soul. According to the study, people interpret a person's emotions by analyzing the expression in their eyes -- a process that began as ... [read more >](#)

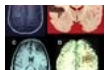
FROM AROUND THE WEB

Below are relevant articles that may interest you. ScienceDaily shares links and proceeds with scholarly publications in the [TrendMD network](#).



## You Spy With Your Little Eye, Dogs Can Adopt the Perspective of Humans

Apr. 7, 2017 — Humans are able to interpret the behavior of others by attributing mental states to them (and to themselves). By adopting the perspectives of other persons, they can assume their emotions, needs and ... [read more »](#)



## How Studying Damage to Prefrontal Lobe Has Helped Unlock the Brain's Mysteries

Aug. 28, 2014 — Until the last few decades, the frontal lobes of the brain were shrouded in mystery and erroneously thought of as nonessential for normal function. Now a review highlights groundbreaking studies of ... [read more »](#)



## Scientists Identify Emotions Based on Brain Activity

June 19, 2013 — For the first time, scientists have identified which emotion a person is experiencing based on brain activity. The study combines functional magnetic resonance imaging and machine learning to measure ... [read more »](#)

### Free Subscriptions

Get the latest science news with ScienceDaily's free email newsletters, updated daily and weekly. Or view hourly updated newsfeeds in your RSS reader:

[Email Newsletters](#)

[RSS Feeds](#)

### Follow Us

Keep up to date with the latest news from ScienceDaily via social networks:

[Facebook](#)

[Twitter](#)

[Google+](#)

[LinkedIn](#)

### Have Feedback?

Tell us what you think of ScienceDaily -- we welcome both positive and negative comments. Have any problems using the site? Questions?

[Leave Feedback](#)

[Contact Us](#)